

# DON'T LET YOUR UTILITY BILLS SCARE YOU!

Use some of these energy saving tips to cut costs and save some green!

## 1 INSULATION, DOORS, AND WINDOWS

Prevent air leaks by sealing doors and windows and making sure there is proper insulation throughout the house. To prevent air leaks, caulk, seal, and weather-strip all cracks and openings to the outside.

## 2 APPLIANCES AND ELECTRICAL DEVICES

Turn off devices when not in use. Wash and dry full loads of laundry and use a cold water wash cycle. Enable power management settings on computers/peripherals. Use "smart" power strips to eliminate "phantom loads".

## 3 WATER & WATER HEATING

Use less hot water. Make sure there are no water leaks or drips. Insulate water heaters and water pipes. Choose an energy efficient water heater when yours needs replacing.

## 4 HEATING/COOLING



Open windows overnight in cooler weather. In the morning, close windows before temperatures rise. Close the shades during the day to keep heat out. Use a fan in the window to pull cool air through the house.

## 5 LIGHTING

Turn off lights when not in use. Use task lighting—instead of lighting the whole room provide light where it is needed. Use CFLs or LED lighting instead of incandescent.




1



5



4



2



3

